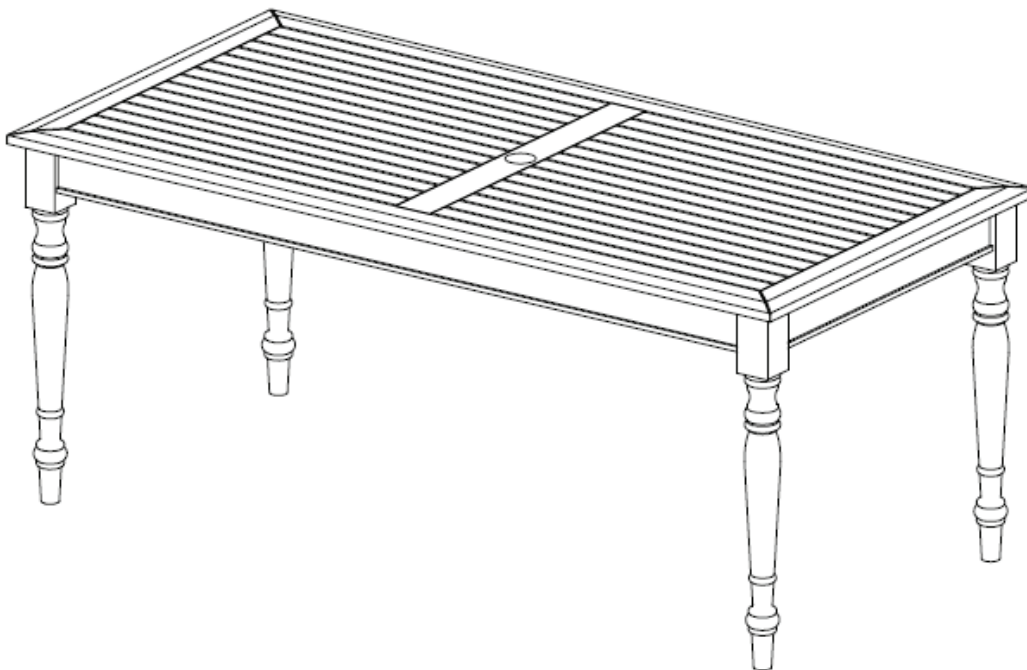




PRODUCT NAME: Ceylon Rectangular Dining Table

ITEM NUMBER: TO406

ASSEMBLED DIMENSIONS: 30"H x 71"W X 35"D



**Prevent accidentally discarding small parts or hardware. Retain all carton contents until assembly and installation are complete.**

 Assemble in location for intended use.

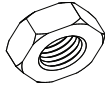
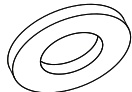

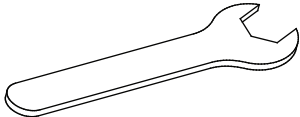


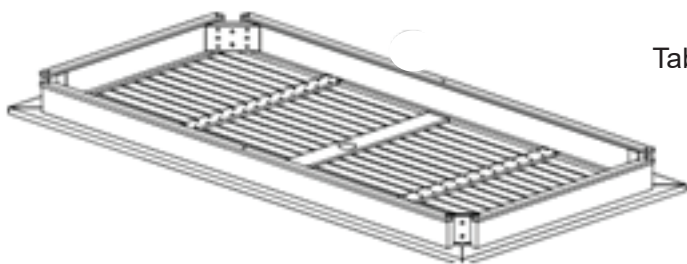
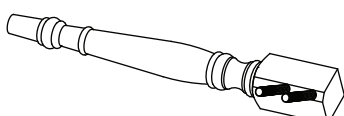
### REQUIRED TOOLS:

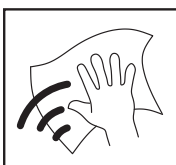
Wrench (included)

-Two person assembly suggested.

Remove all parts, hardware and protective packaging from carton and carefully arrange on a clean, level, padded surface.

Ltr.	Qty.	Hardware Included	
A	8		Nuts
B	8		Washers
C	1		Umbrella Cap
D	1		Wrench

Ltr.	Qty.	Components	
E	1		
F	4		
			Legs



### Cleaning and Care

Occasionally wipe or hose down to remove dirt and debris.

Promptly remove spills.

Do not use harsh chemicals or abrasive cleaners.

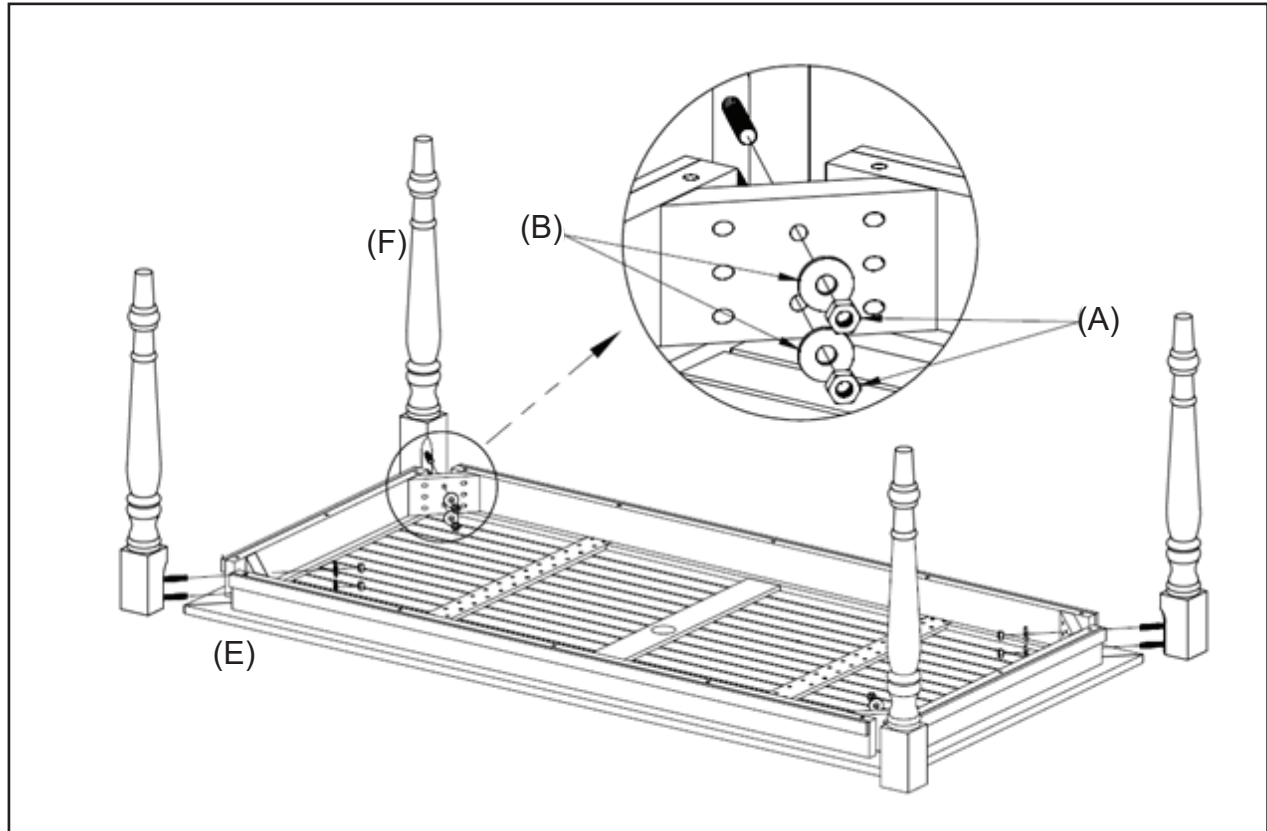


Customer Service: 800-367-2810

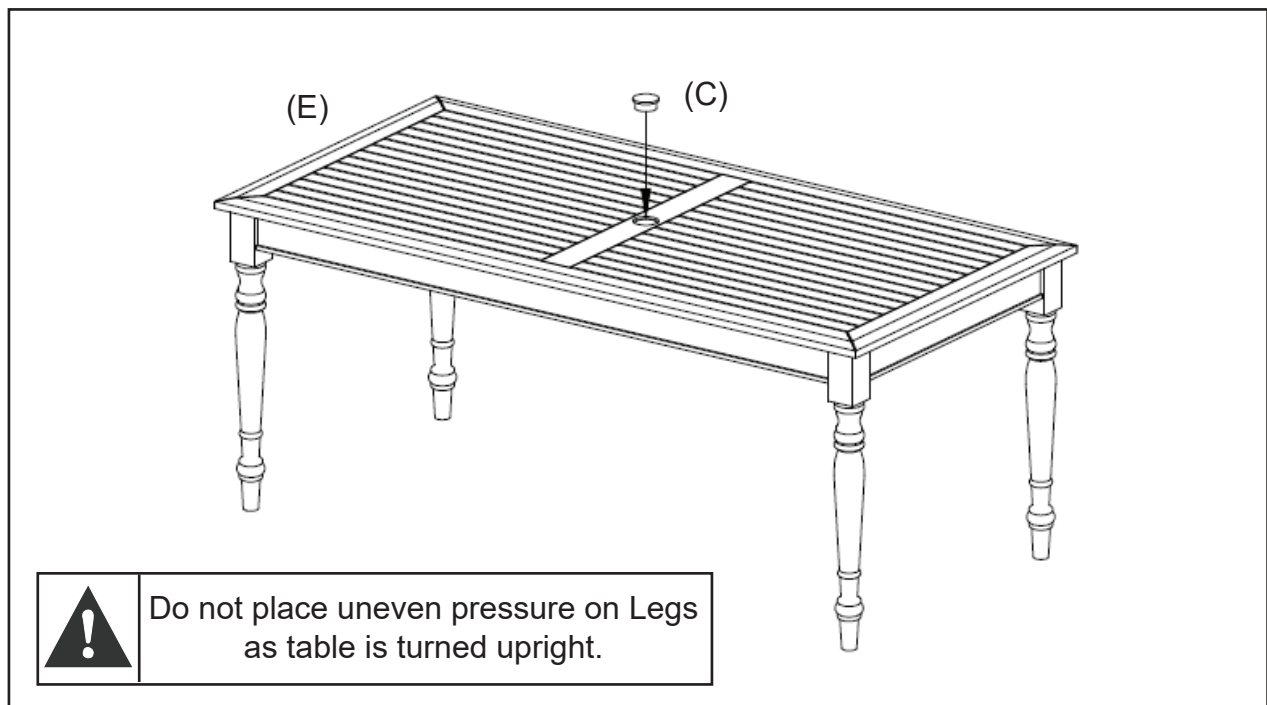
Online: [www.ballarddesigns.com](http://www.ballarddesigns.com)

 Assemble in location for intended use.

**STEP 1:** Attach Legs (F) to each corner of Table Top (E) using Washers (B) and Nuts (A). Fully tighten using Wrench (D).



**STEP 2:** Carefully turn Table upright. Cover center hole in Top (E) using Umbrella Cap (C).



Customer Service: 800-367-2810  
Online: [www.ballarddesigns.com](http://www.ballarddesigns.com)