




PRODUCT NAME: Marguerite Counter Stool

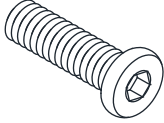


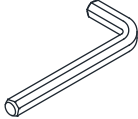
ITEM NUMBER: ST391

ASSEMBLED DIMENSIONS: 37"H X 19 1/2"W X 18"D


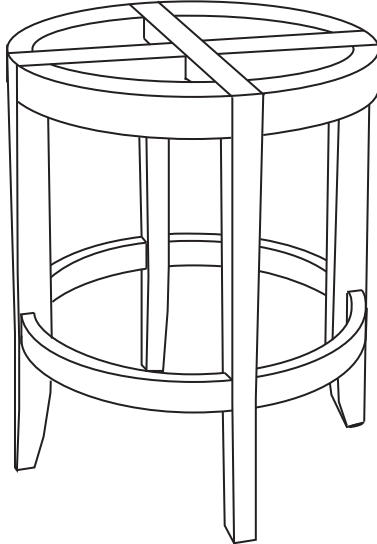


Prevent accidentally discarding small parts or hardware. Retain all carton contents until assembly and installation are complete.

⚠ Assemble in location for intended use.

Ltr.	Qty.	Hardware Included
A	4	 <p>Allen Bolts Ø13 x Ø6.3 x 40 (mm)</p>
B	4	 <p>Flat Washers Ø18 x Ø6.3 x 1.5 (mm)</p>
C	4	 <p>Lock Washers Ø6.3 x 1.5 (mm)</p>
D	1	 <p>Allen Wrench</p>

REQUIRED TOOLS:
 Allen Wrench (included)
 -Assembly may require 2 people.

Ltr.	Qty.	Components
E	1	 <p>Seat (E)</p>
F	1	 <p>Base (F)</p>



Cleaning and Care

Periodically dust with a soft, dry cloth.
 Protect surfaces to prevent damage.
 Do not use alcohol based cleaners or polishers.



Customer Service: 800-367-2810
 Online: www.ballarddesigns.com

STEP 1: Align holes in Base (F) with holes in swivel mechanism mounted to base of Seat (E).

STEP 2: Attach Base (F) to swivel mechanism using Washer (B), Lock Washer (C), and Allen Bolt (A). Fully tighten each Bolt using Allen Wrench (D).

