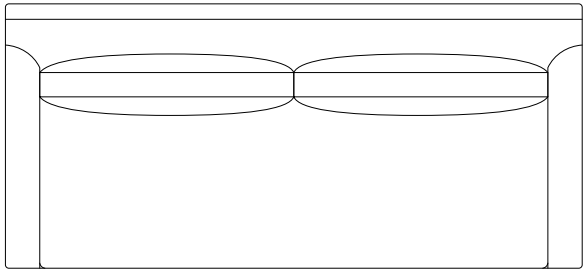
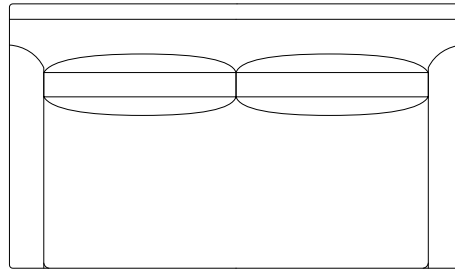


BALLARD DESIGNS®

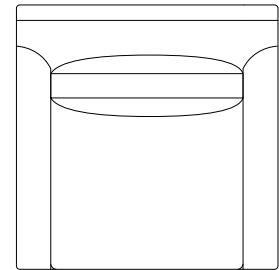
MATHES BY SUZANNE KASLER COLLECTION



SOFA
35½"H x 84"W x 38½"D
•US388



LOVESEAT
35½"H x 66"W x 38½"D
•US386



SWIVEL GLIDER
37½"H x 29½"W x 39"D
•UC440

*Tailored lines, elegant details
and luxe comfort highlight
the Suzanne Kasler Mathes
Upholstered seating collection.
Featuring slender track arms,
smooth bench seat with two
down-blend back cushions,
and crisp flat-front skirt.*

