

rug buyer's guide

Bed Size	Rug Size
Twin (39" x 75")	5' x 8' (60" x 96") 8' x 10' (96" x 120")
2 Twins (39" x 75")	8' x 10' (96" x 120") 9' x 12' (108" x 144") 3' x 8' (36" x 96")
Queen (60" x 80")	8' x 10' (96" x 120") 9' x 12' (108" x 144")
King (76" x 80")	8' x 10' (96" x 120") 9' x 12' (108" x 144")

Rule of Thumb

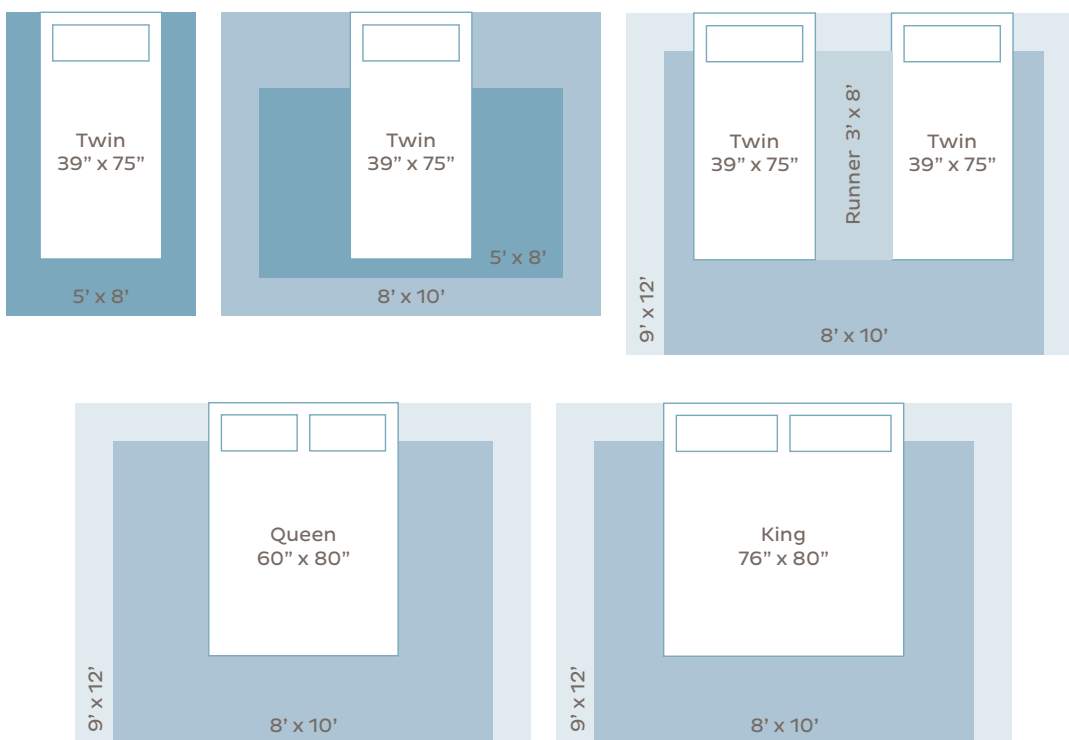
To create a cozy border, allow an additional 30" on each side of the bed for the ideal rug size. From there, the rug size can vary depending on how much or little flooring you'd like to see.

tips

Still not sure if the size is right? Use painter's tape to outline the area you'd like to cover, measure the perimeter, and pick the nearest size in your favorite rug.

Area rugs should be at least 4" away from all walls to avoid looking cramped.

Keep rugs clear of floor vents.

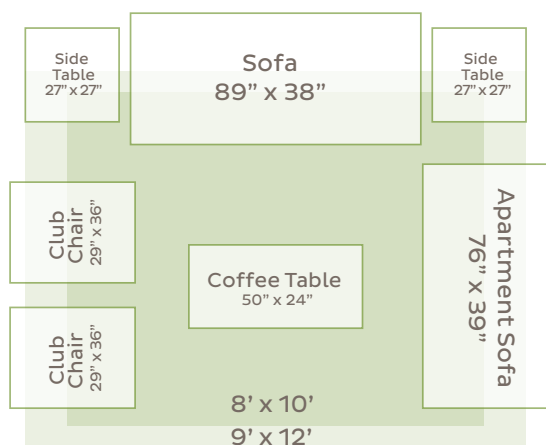
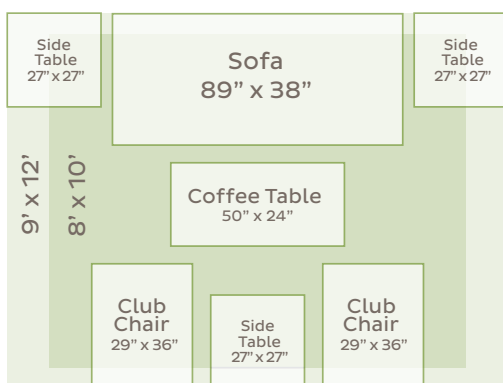


rug buyer's *guide*

Primary Seating	Rug Size
Sofa (83"-89"W x 38"D)	8' x 10' (96" x 144") 9' x 12' (108" x 144")
Apartment Sofa (72"-76"W x 39"D)	8' x 10' (96" x 120") 9' x 12' (108" x 144")
Loveseat (63"-73"W x 38"D)	8' x 10' (96" x 120") 9' x 12' (108" x 144")
Club Chair (29"W x 36"D)	

Rule of Thumb

In a living room, the rug helps define the space. Conventional thought is that all four legs of your furniture should either be on or off the rug. But today, it's okay to have just front legs on the rug. Go with what works for your space.



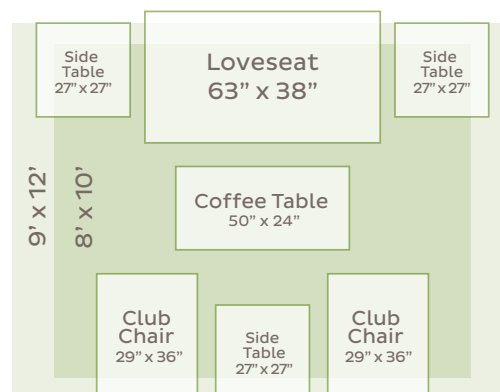
tips

To highlight a particular area, layer your foundation rug with a smaller rug that makes a big statement.

Still not sure if the size is right? Use painter's tape to outline the area you'd like to cover, measure the perimeter, and pick the nearest size in your favorite rug.

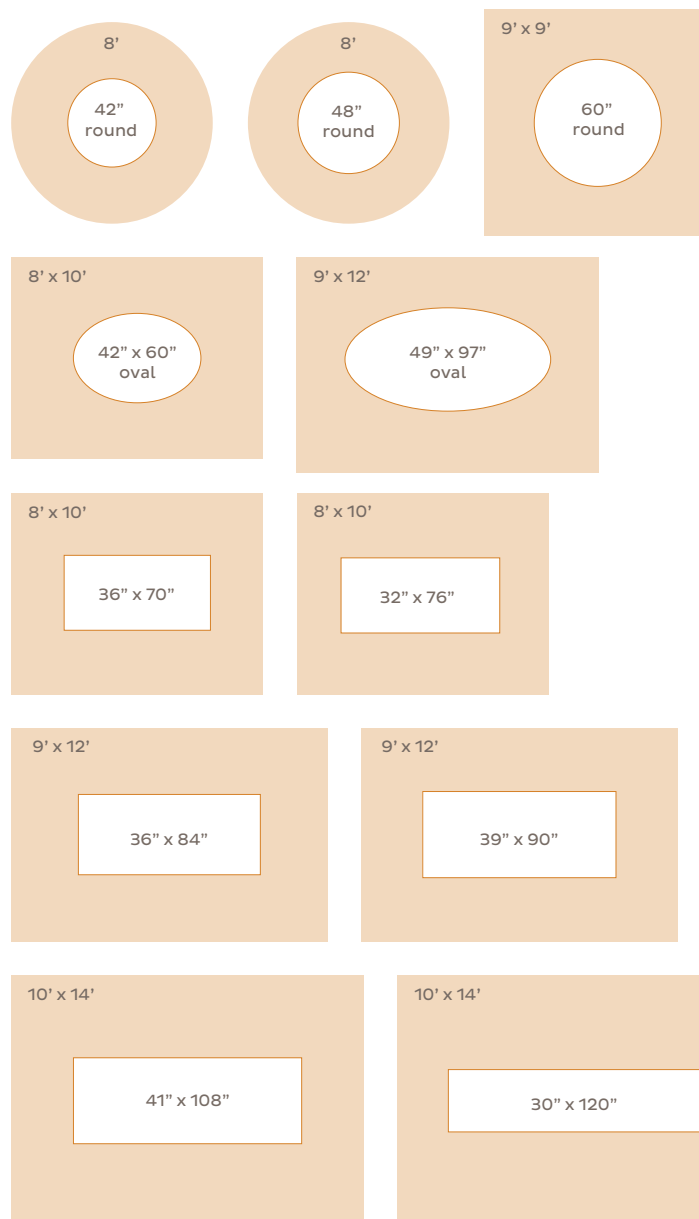
Area rugs should be at least 4" away from all walls to avoid looking cramped.

Keep rugs clear of floor vents.



rug buyer's *guide*

Table Size	Rug Size
42" round	8' round (96")
48" round	8' round (96")
60" round	9' square (108" x 108")
42" x 60" oval	8' x 10' (96" x 120")
49" x 97" oval	9' x 12' (108" x 144")
36" x 70"	8' x 10' (96" x 120")
32" x 76"	8' x 10' (96" x 120")
36" x 84"	9' x 12' (108" x 144")
39" x 90"	9' x 12' (108" x 144")
41" x 108"	10' x 14' (120" x 168")
30" x 120"	10' x 14' (120" x 168")



Rule of Thumb

For chairs to slide in and out easily, you should add 24"-30" to each side of the table for the perfect rug size.

Tips

Still not sure if the size is right? Use painter's tape to outline the area you'd like to cover, measure the perimeter, and pick the nearest size in your favorite rug.

Area rugs should be at least 4" away from all walls to avoid looking cramped.

Keep rugs clear of floor vents.