






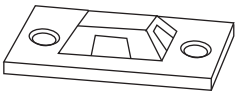
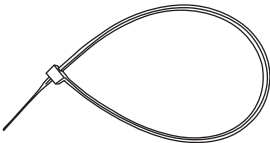
PRODUCT NAME: Savoy 3 Drawer Chest

ITEM NUMBER: MN029

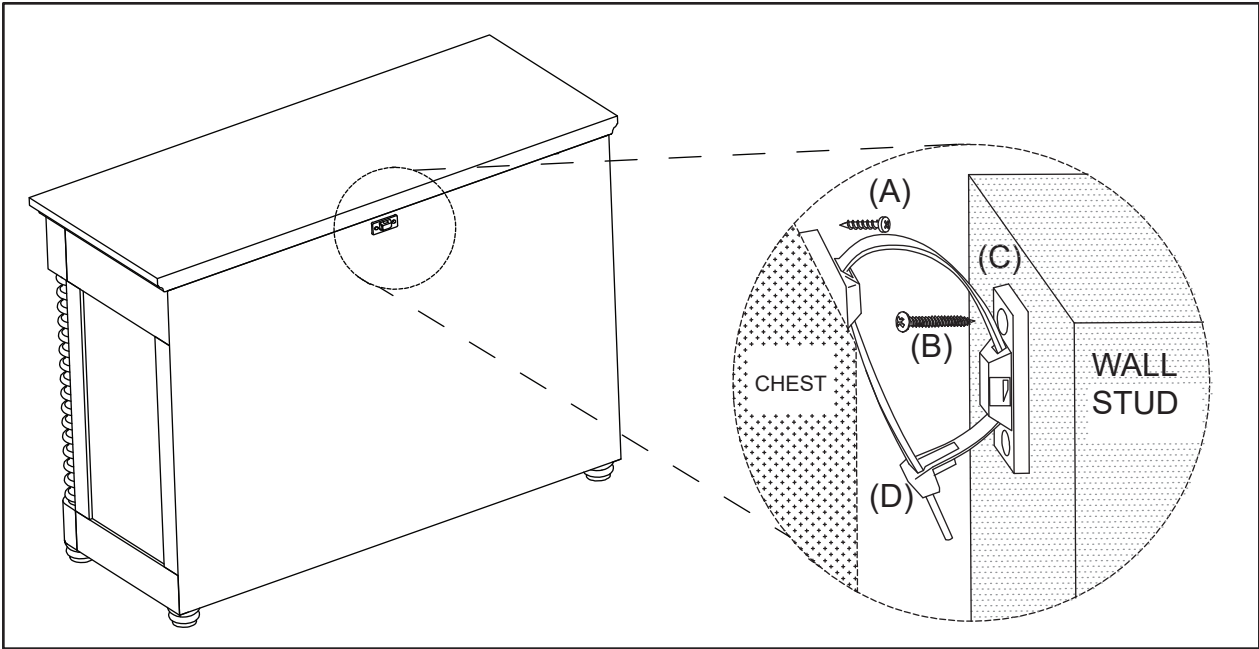
ASSEMBLED DIMENSIONS : 36"H x 50"W x 20"D



Anti-Tip Hardware Installation

Ltr.	Qty.	Hardware Included	
A	4		Small Screws
B	4		Large Screws
C	4		Brackets
D	2		Retention Belt

Attach one Bracket (C) horizontally to the center back of the unit using the Small Screws (A). Attach the remaining Bracket vertically into the wall 1 inch below the Bracket attached to the unit using the Large Screws (B). **The Large Screws should be driven into a stud in the wall.** Align the Brackets vertically and string in the Retention Belt (D). Confirm Strap is securely laced and locked.



Cleaning and Care

Periodically dust with a soft, dry cloth.
Protect surfaces to prevent damage.
Do not use alcohol based cleaners or polishers.

