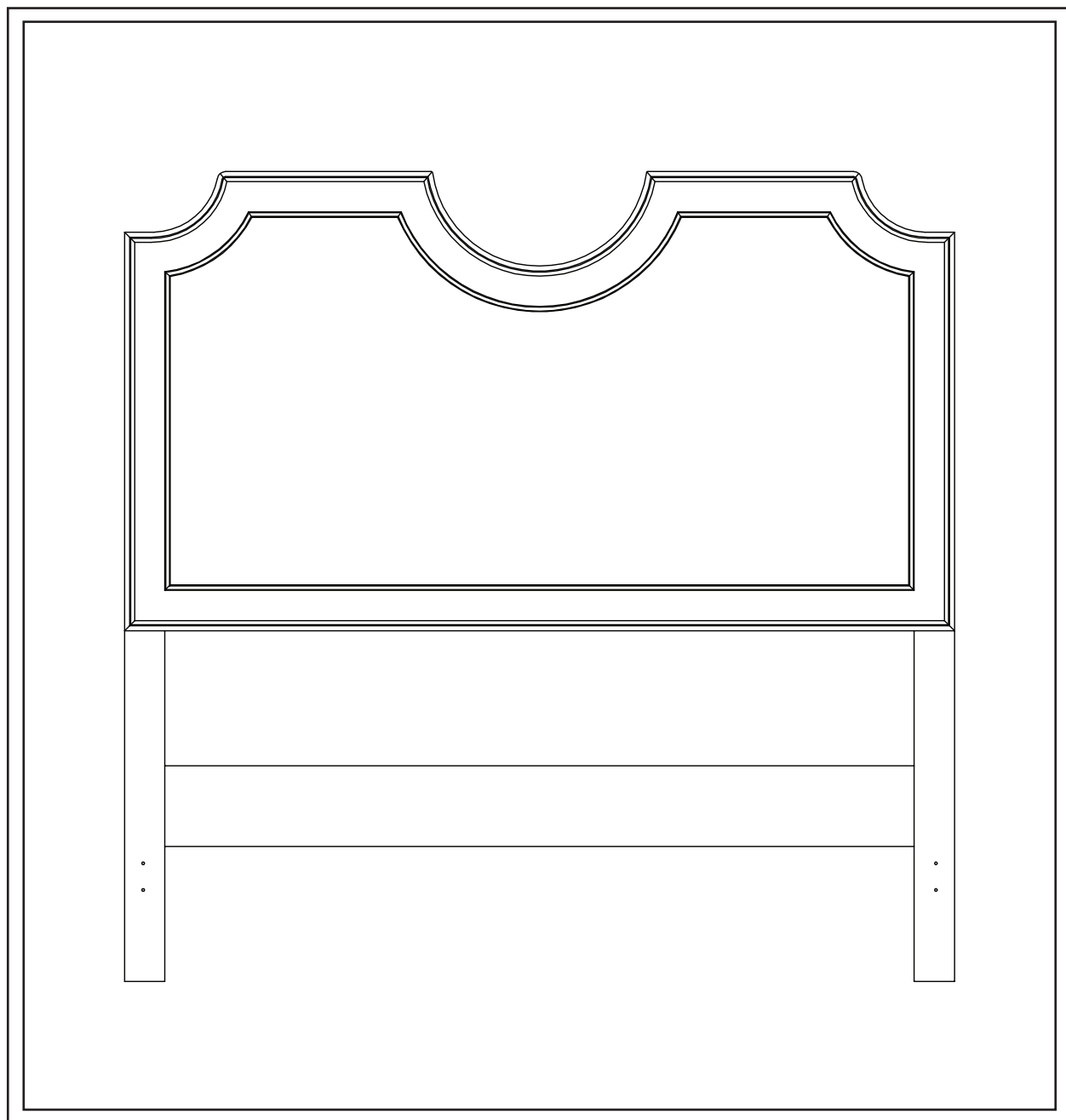
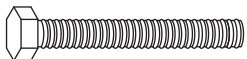






PRODUCT NAME: Lovett Headboard

ITEM NUMBER: MB499

ASSEMBLED DIMENSIONS : 60"H x 61.5"W x 3.25"D



Ltr.	Qty.	Hardware Included	
A	4		Hex Bolt
B	8		Flat Washer
C	4		Lock Washer
D	4		Nut
E	1		Wrench


TOOLS NEEDED:

Wrench (included)

-Two person assembly suggested.

Remove all parts, hardware and protective packaging from carton and carefully arrange on a clean, level, padded surface.

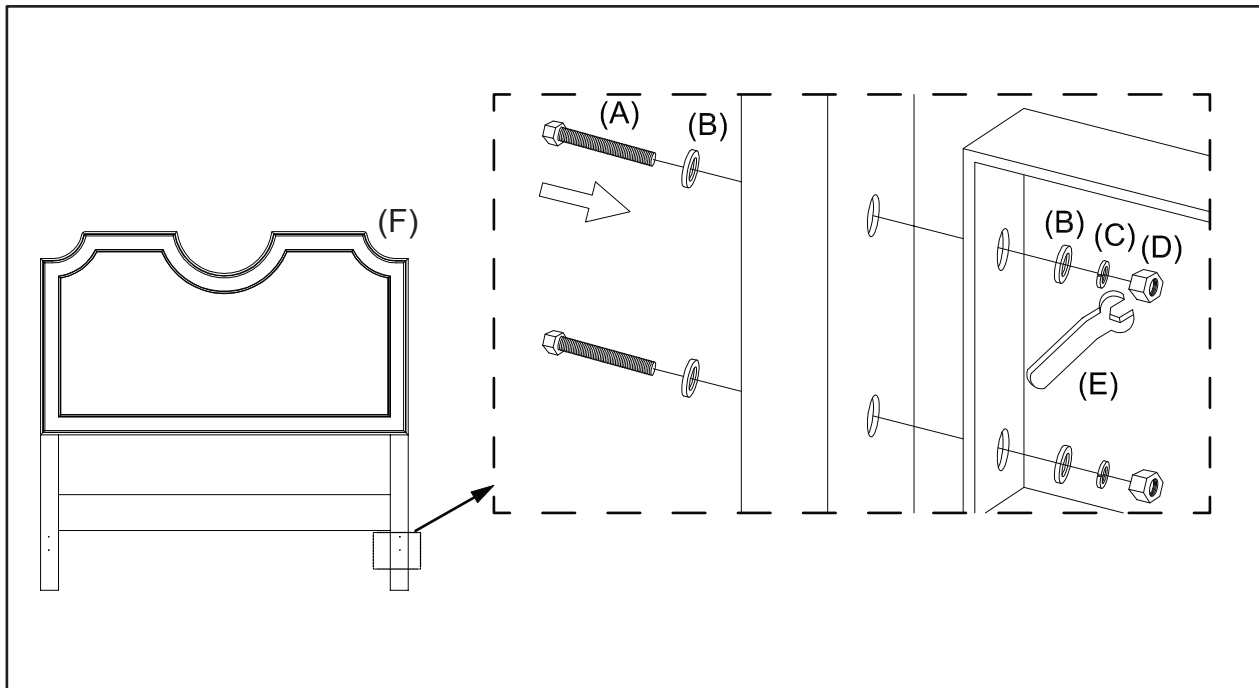
NOTE: To avoid accidentally discarding small parts or hardware, retain all carton contents until assembly and installation are complete.

Ltr.	Qty.	Components	
F	1		Headboard

Recommended Bed Frame:
Leggett and Platt K45G/K45R/Queen

Attach Headboard (F) to Bed Frame* (Not Included).

Align Bed Frame on front side of Headboard then from the back thread Bolt (A) with Flat Washer (B). Push through corresponding holes in Frame then add Flat Washer, Lock Washer (C) and Nut (D). Using Wrench (E) firmly tighten to secure Frame to Headboard.



*Recommended Bed Frame:
Leggett and Platt K45G/K45R/Queen

Cleaning & Care:

DO NOT use alcohol based products or spray polisher as finish damage may result.
Dust with a soft cloth.