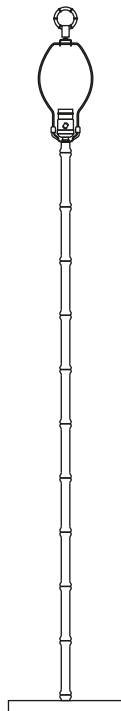




PRODUCT NAME: Mina Floor Lamp

ITEM NUMBER: LL378

ASSEMBLED DIMENSIONS: 63"H x 10" Diameter



## **IMPORTANT SAFETY INSTRUCTIONS:**

---

- This Lamp has a polarized plug (one blade is wider than the other) as a feature to reduce the risk of electric shock. This plug will fit into a polarized outlet only one way. If the plug does not fully fit into the outlet, reverse the plug. If it still does not fit, contact a qualified electrician. Never use with an extension cord unless the plug can be fully inserted. Do not alter the plug.
- For your safety, please read instructions carefully and completely before beginning assembly or installation.
- Product must be installed according to applicable code(s) by a person familiar with its construction and operation.
- Lamp rated up to a 100 WATT (Type A) (E26/Medium Base) Bulb. (NOT INCLUDED)

## **WARNING:**

---

- Deviation from assembly instructions may cause risk of fire or electric shock.
- To reduce risk of personal injury, always turn off fixture and allow bulbs to cool prior to replacement.
- Do not touch or look directly at illuminated bulbs.
- Keep flammable material away from illuminated bulbs.

**PRODUCTS ARE NOT INTENDED  
FOR COMMERCIAL USE.**


UPDATED: 10-18-2023

MADE IN INDIA

Page 1 of 2

## APPROVED LOCATION FOR USE: Dry Indoor Environment

NOT INCLUDED:

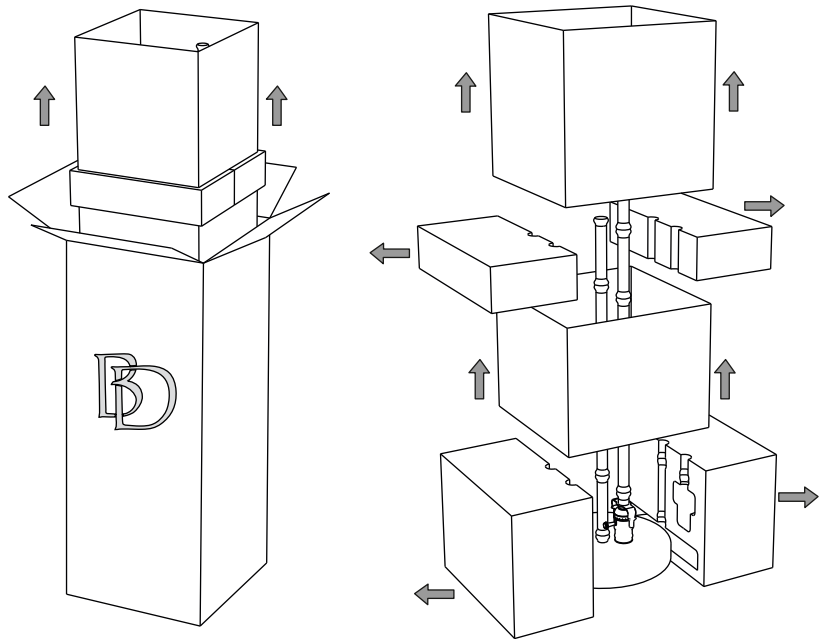


1 - 100 Watt MAX  
3-Way Type A Bulb  
LED Recommended

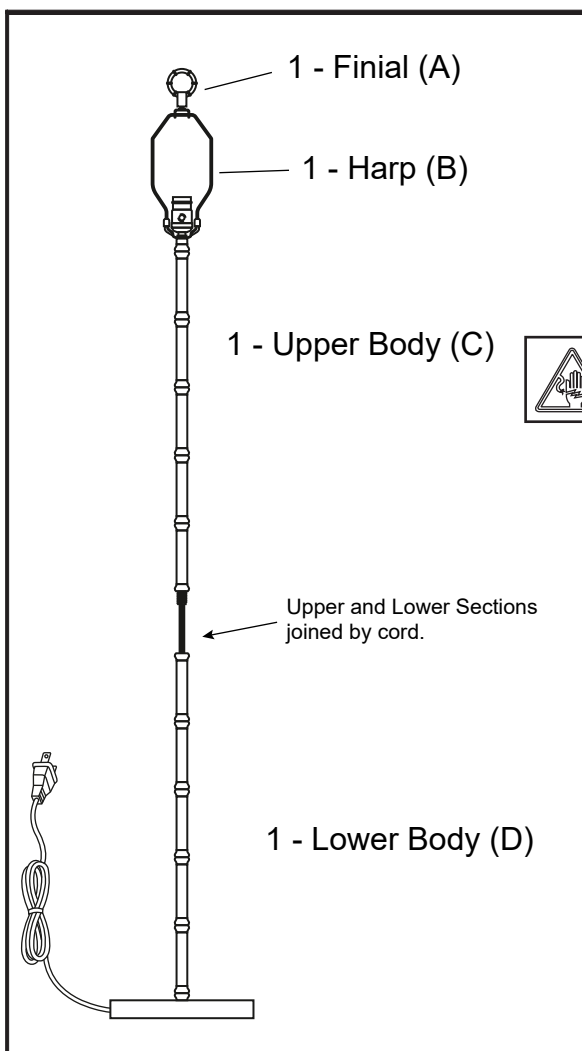


**TIP**

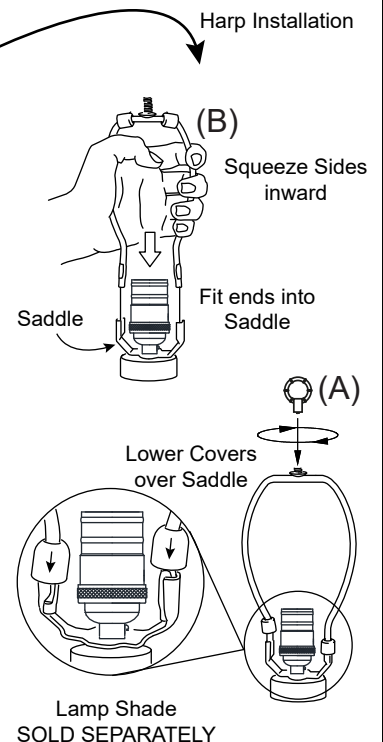
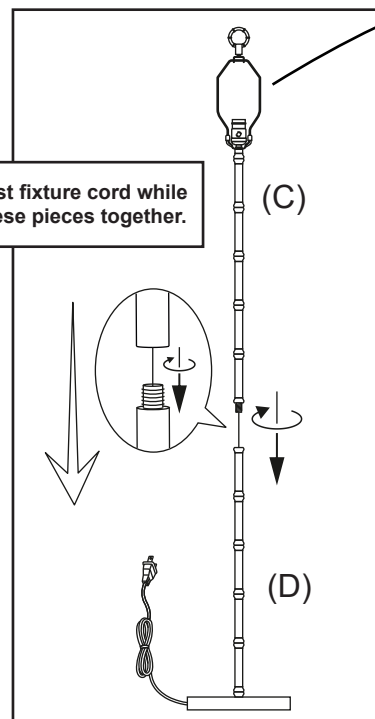
Scan this QR Code  
to learn more  
regarding  
**LED BULBS**  
and how to best use them  
with your new lamp!



**ASSEMBLY:** Carefully pull Cord through Lower Body (D) while bringing Upper Body (C) together. Insert threaded end and turn clockwise to tighten.



Do not twist fixture cord while  
turning these pieces together.



**INSTALL BULB:** 3-Way Socket rated up to a 100 Watt Type A (E26-Medium Base) bulb. LED recommended. To mimic an incandescent, choose 2700K Soft White.



Customer Service: 800-367-2810  
Online: [www.ballarddesigns.com](http://www.ballarddesigns.com)



### Cleaning and Care

Periodically wipe Lamp with a soft, dry cloth.  
Avoid harsh or abrasive chemicals as  
finish damage may result.