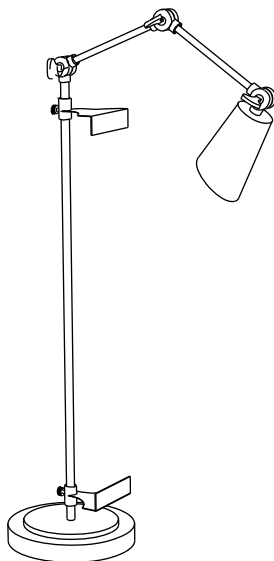




PRODUCT NAME: Klein Easel Lamp

ITEM NUMBER: LA291

ASSEMBLED DIMENSIONS: 31"H x 11.25"W x 8"D



## IMPORTANT SAFETY INSTRUCTIONS:

-This Lamp has a polarized plug (one blade is wider than the other) as a feature to reduce the risk of electric shock. This plug will fit in a polarized outlet only one way. If the plug does not fully fit in the outlet, reverse the plug. If it still does not fit, contact a qualified electrician. Never use with an extension cord unless plug can be fully inserted. Do not alter the plug.

-For your safety, please read instructions carefully and completely before beginning assembly or installation.

-Product must be installed according to applicable code(s) by a person familiar with its construction and operation.

-This Lamp rated up to 35 Watt MAX Type GU10 Bulb (not included).



## WARNING:

-Deviation from assembly instructions may cause risk of fire or electric shock.

-To reduce risk of personal injury, always turn off fixture and allow bulbs to cool prior to replacement.

-Do not touch or look directly at illuminated bulbs.

-Keep flammable material away from illuminated bulbs.



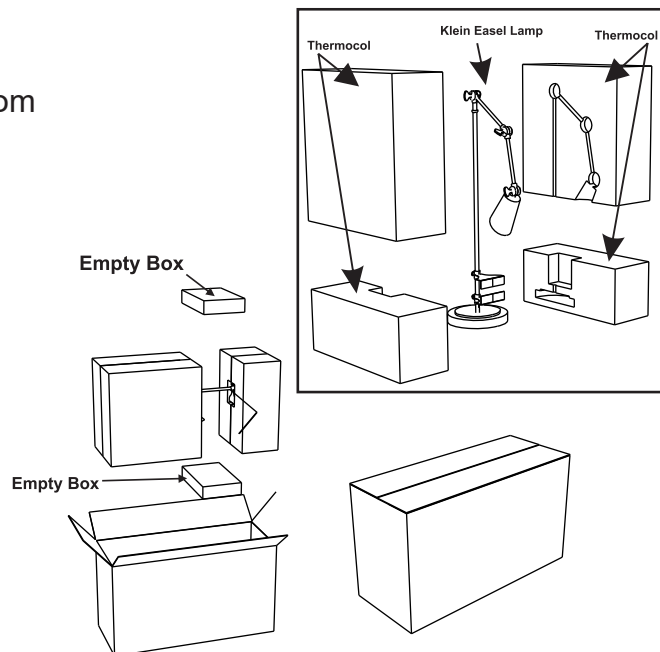
Unplug lamp prior to installation or removal.

Remove all parts, hardware and protective packaging from carton and carefully arrange on a clean, level surface.

**NOTE:** To avoid accidentally discarding small parts or hardware, retain all carton contents until assembly and installation are complete.

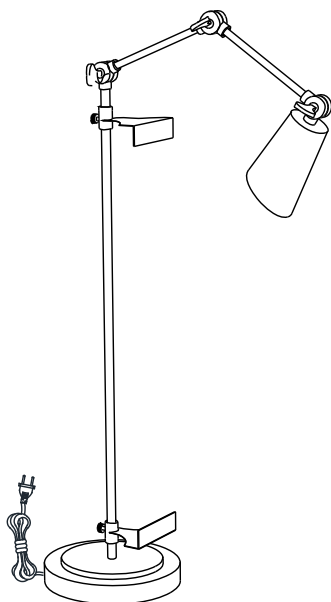
Approved Location for Use: Dry Indoor Environment

Assembly Time: 10 Minutes



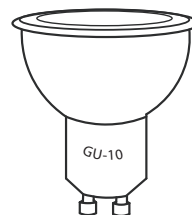
## HARDWARE AND COMPONENTS

### INCLUDED:



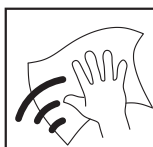
1 - Lamp Body  
with attached shade

### NOT INCLUDED:



1 - Pin Base \*35 Watt Max  
Type GU10 LED Bulb

\*Prevent Damage: Use 35 watt or smaller bulb.



### Cleaning and Care

Periodically wipe Fixture with a soft, dry cloth.  
Avoid harsh or abrasive chemicals as  
finish damage may result.



Customer Service: 800-367-2810  
Online: [www.ballarddesigns.com](http://www.ballarddesigns.com)



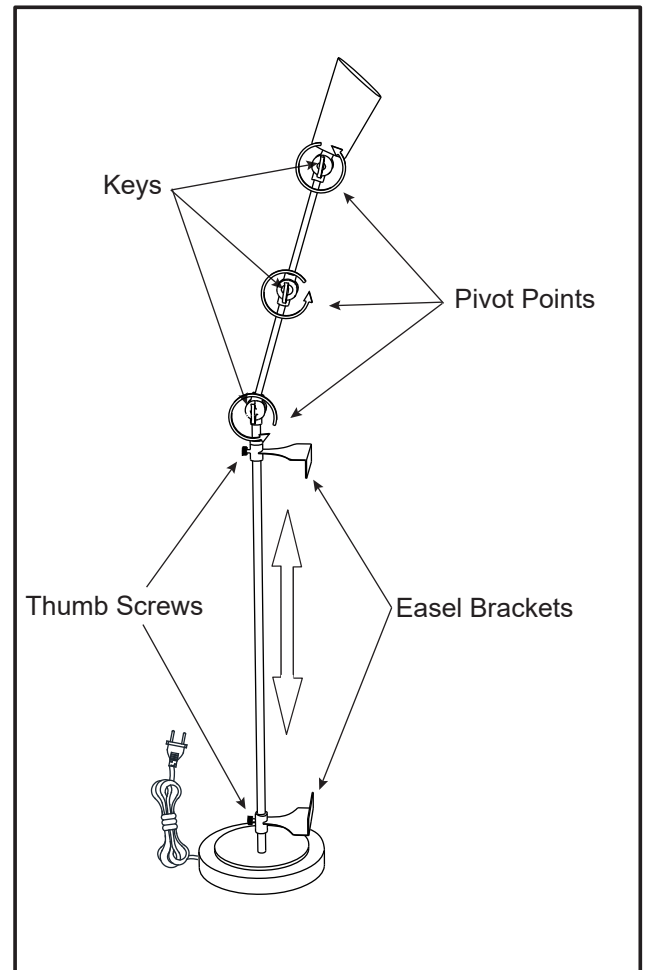
Unplug lamp prior to installation or removal.

### ADJUST/POSITION LAMP:

Lamp designed to articulate at pivot points.  
Gently loosen key, reposition, then retighten key.

### CAUTION: Do not over-tighten.

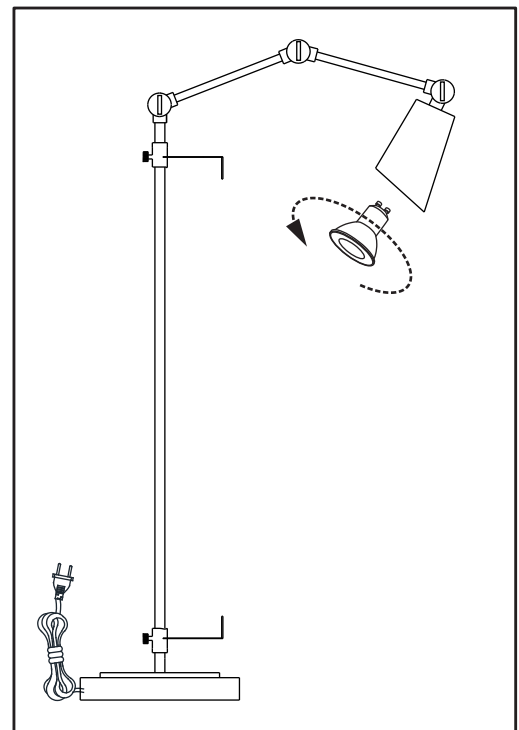
Easel Brackets designed to move up and down  
on Lamp Body. To adjust, gently loosen knurled  
thumb screw, move bracket up/down, then  
retighten screw.



### INSTALL BULB:

Gently align bulb pins into socket base then  
turn to lock in place. Lamp rated up to  
a 35 Watt MAX GU10 Pin Type LED Bulb  
which is not included.

**NOTE: To mimic incandescent light color,  
choose 2700K Soft White.**



Customer Service: 800-367-2810  
Online: [www.ballarddesigns.com](http://www.ballarddesigns.com)